



# DRAWERED PIZZA PREP. TABLES

## Side Mounted Condensing Unit

### EPP – Series

• EPPR1-D2 • EPPR2-D2 • EPPR2-D4 • EPPR3-D2 • EPPR3-D4

#### Cabinet Construction

Heavy duty stainless steel interior and exterior, galvanized steel finished bottom and back wall of exterior. High quality 16 gauge stainless steel worktop, top lid and hood. 2.5" thick high density foamed-in-place polyurethane insulation. Four 4" diameter casters (front casters with brakes). Door and drawer heater installation around inside cabinet frame to prevent moisture build-up.

#### Refrigeration System

- Side mounted condensing unit for larger compartment use compared to back mounted units
- Oversized condenser and evaporator coil cools to set and maintain temperature in minimum time period
- Forced-air cooling with oversized evaporator fan motors providing balanced airflow throughout cabinet to ensure faster temperature drop
- Removable side panel and slide-out condensing unit for convenient repair and maintenance
- Removable condenser coil air filter for easy cleaning
- Environmentally friendly CFC free R-134A refrigerant
- Air defrost, temperature initiated and terminated
- Copper tube and aluminum fin evaporator with anti-corrosive coating
- Energy efficient condensate drain pan assembly heated by high side copper tube
- Pressure relief port located at housing interior for rapid re-entry
- Pre-wired and ready to plug, 115V/60Hz/1Ph, NEMA 5-15P

#### Doors & Drawers

- High quality stainless steel interior and exterior
- 2.5" thick high density foamed-in-place polyurethane insulation
- Rounded corners for a sleek and modern appearance
- Heavy duty adjustable torsion spring self-closing door system
- One piece snap-in magnetic door and drawer gasket for easy replacement
- Heavy duty recessed door and drawer handles for a flat surface
- Heavy duty 304 stainless steel drawer frames with low-friction bearing slides  
(Note: refer to the website for *pan configurations*)

#### Preparation Area

- 1/2" thick foam insulated lids to prevent moisture build-up and heat exchange
- Removable and adjustable sanitary 19 1/4" deep cutting board
- Sanitary PVC pans

#### Shelving

- Two epoxy coated wire shelves per section
- Stainless steel pilasters and shelf clips

#### Temperature Control

- Factory preset temperature, 35°F
- Temperature setting range from 33°F to 41°F
- Easy to read digital temperature display
- Easy to program push button temperature control
- Microchip digital monitoring system with a variety of functions to monitor and maintain optimum temperature



EPPR1-D2



EPPR2-D2



EPPR2-D4



EPPR3-D2



EPPR3-D4

• Project / Customer \_\_\_\_\_  
 • Item No. \_\_\_\_\_  
 • Model No. \_\_\_\_\_

#### Warranty

5 Year — Compressor Warranty  
 3 Year — Parts & Labor Warranty  
 Applicable to units purchased after July 1, 2014



Please visit our website for updated Energy Efficiency information

201 W. Artesia Blvd, Compton, CA 90220  
 T. (310) 323-6586, (800) 444-6285 F. (310) 323-7524  
[www.EVERESTref.com](http://www.EVERESTref.com)

# DRAWERED PIZZA PREP. TABLES

Side Mounted Condensing Unit



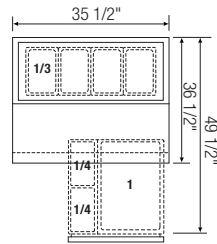
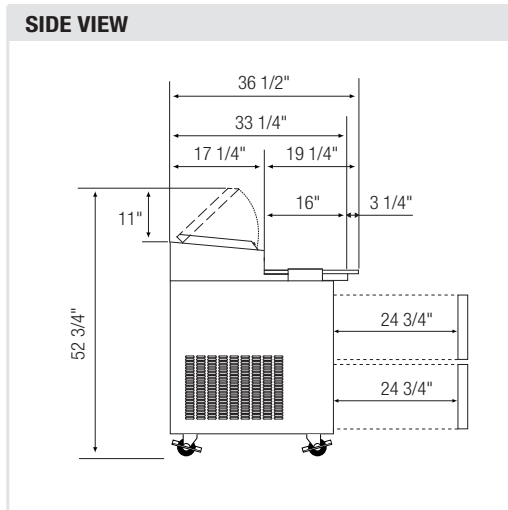
**EVEREST**  
REFRIGERATION

## EPP – Series

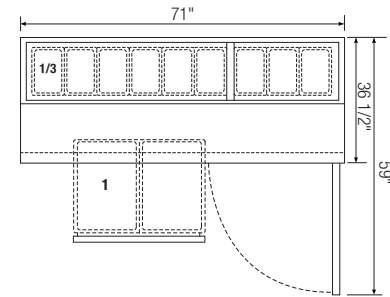
• EPPR1-D2 • EPPR2-D2 • EPPR2-D4 • EPPR3-D2 • EPPR3-D4

### Dimensions

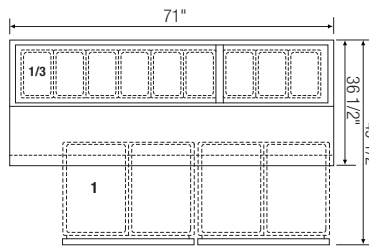
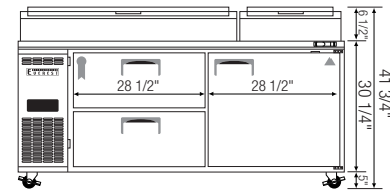
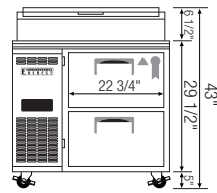
#### SIDE VIEW



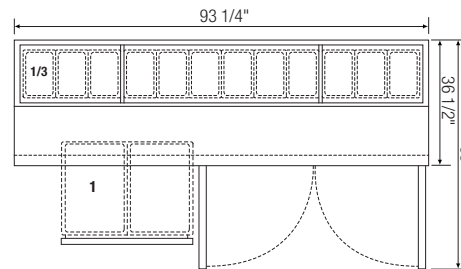
▲ EPPR1-D2



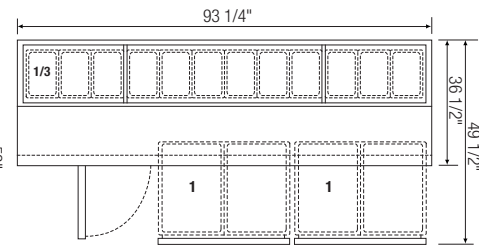
▲ EPPR2-D2



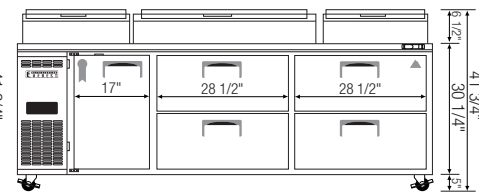
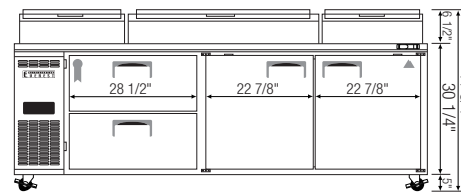
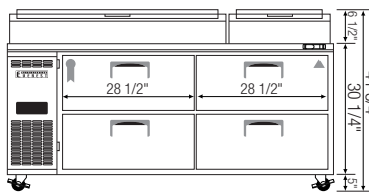
▲ EPPR2-D4



▲ EPPR3-D2



▲ EPPR3-D4



Model	Ref/ Fzr/ Dual	# of Doors & Drawers	Capacity (Cu.Ft.)	HP	Refrigerant	# of Shelves	# of Pans (Top)	# of <sup>a</sup> Pans (Drawer)	Power (V-Hz-Ph)	Amps	Crated Weight (LBS)	Exterior Dimensions (Inches)			* Height does not include 5" for caster. <sup>a</sup> Drawer pans are not included in the products. † Depth includes 19 1/4" cutting board.
												L	D <sup>†</sup>	H*	
EPPR1-D2	Ref	2(DR)	9	1/4	R-134A	N/A	1/3 X 4	1 x 2 1/4 x 4	115-60-1	3.97	344	35 1/2	36 1/2	36 3/4	
EPPR2-D2	Ref	1(D) 2(DR)	23	1/3	R-134A	2	1/3 X 9	1 X 4	115-60-1	6.30	505	71	36 1/2	36 3/4	
EPPR2-D4	Ref	4(DR)	23	1/3	R-134A	N/A	1/3 X 9	1 X 8	115-60-1	6.30	569	71	36 1/2	36 3/4	
EPPR3-D2	Ref	2(D) 2(DR)	30	1/3+	R-134A	4	1/3 X 12	1 X 4	115-60-1	9.20	582	93 1/4	36 1/2	36 3/4	
EPPR3-D4	Ref	1(D) 4(DR)	30	1/3+	R-134A	2	1/3 X 12	1 X 8	115-60-1	9.20	720	93 1/4	36 1/2	36 3/4	

**Disclaimer:** Product dimensions are for general purposes and not absolute value. Slight variations may exist. If dimensions are critical, please contact Everest.

Specifications subject to change without notice.

[www.EVERESTref.com](http://www.EVERESTref.com)

201 W. Artesia Blvd, Compton, CA 90220  
T. (310) 323-6586, (800) 444-6285 F. (310) 323-7524